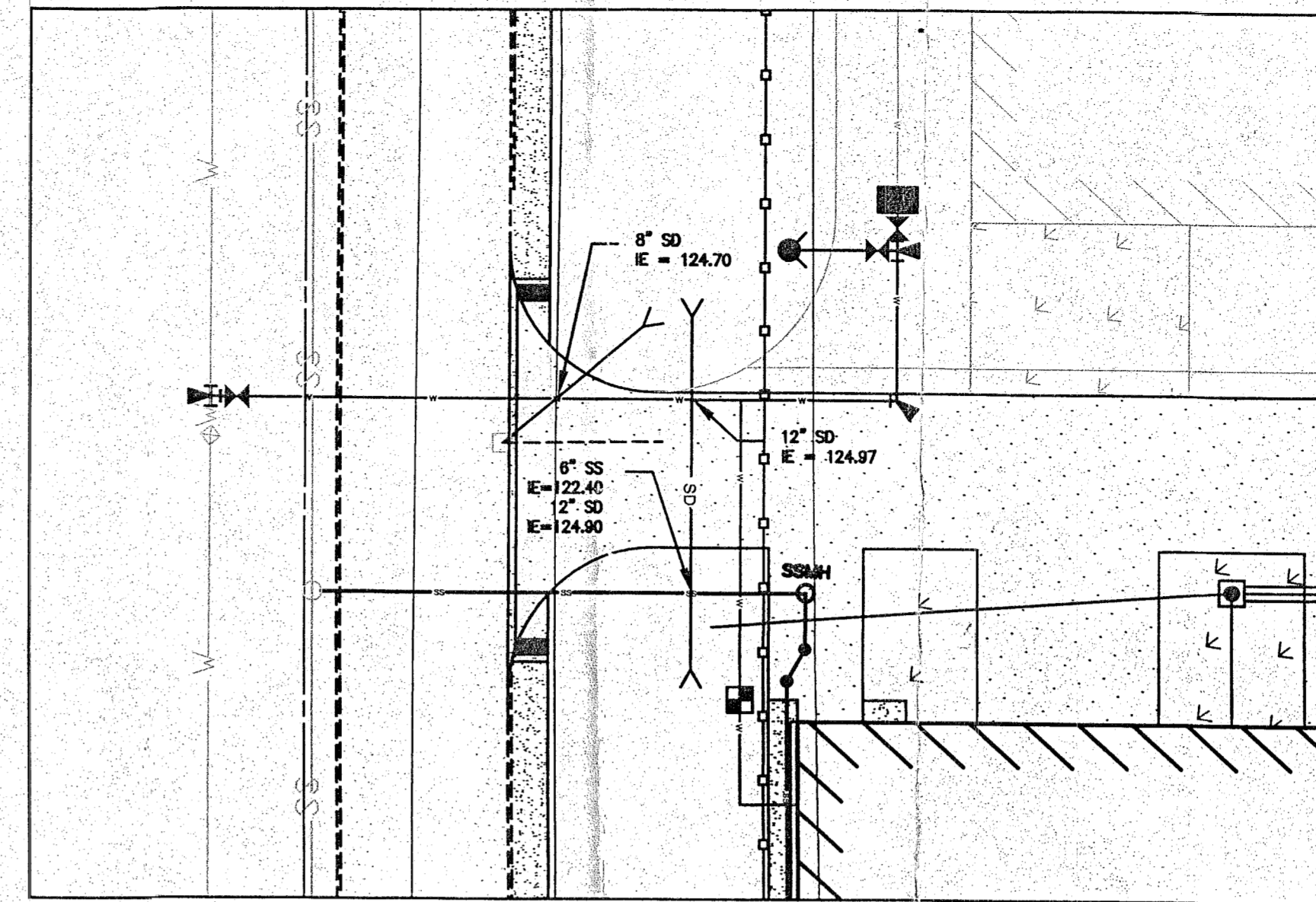
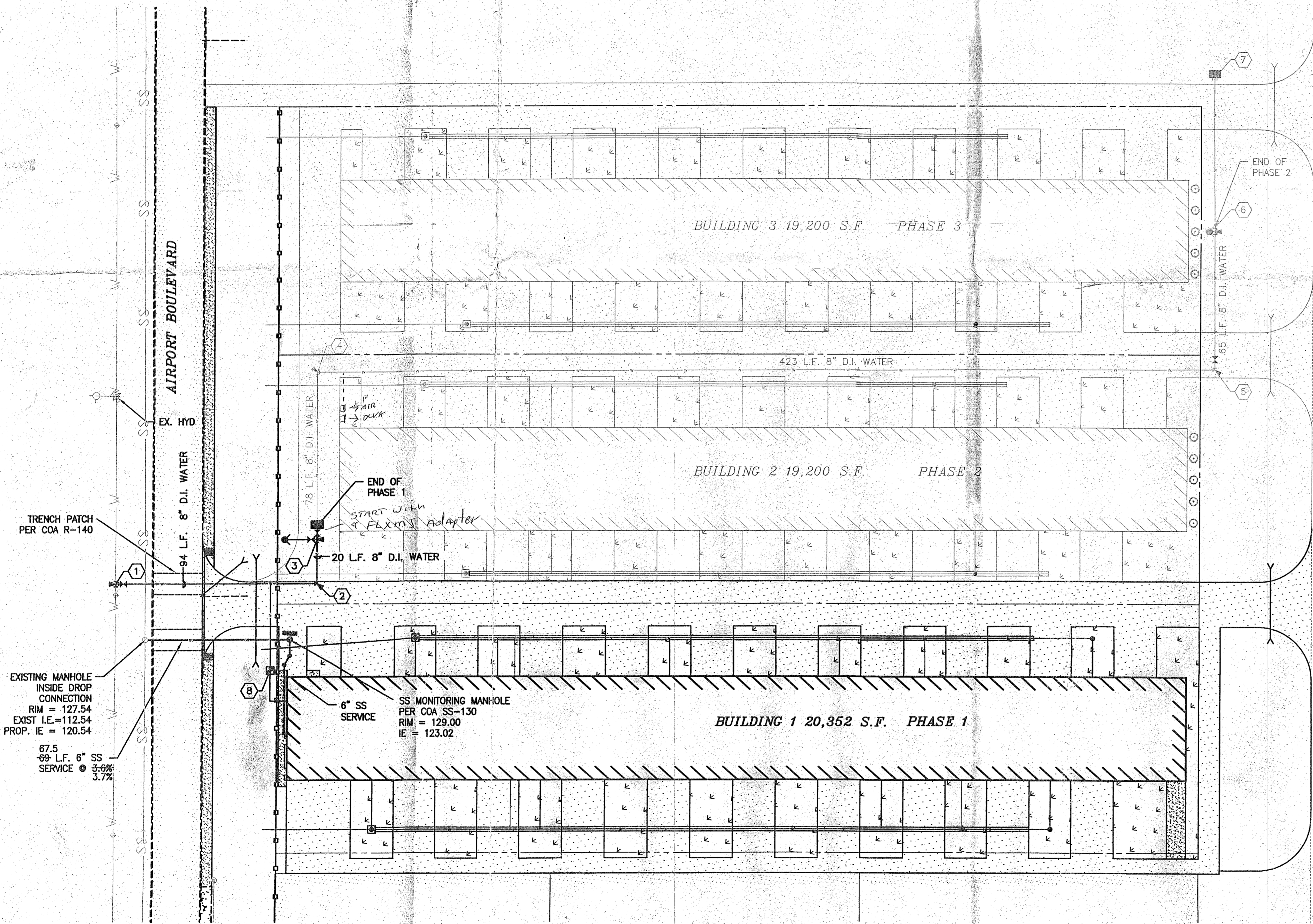
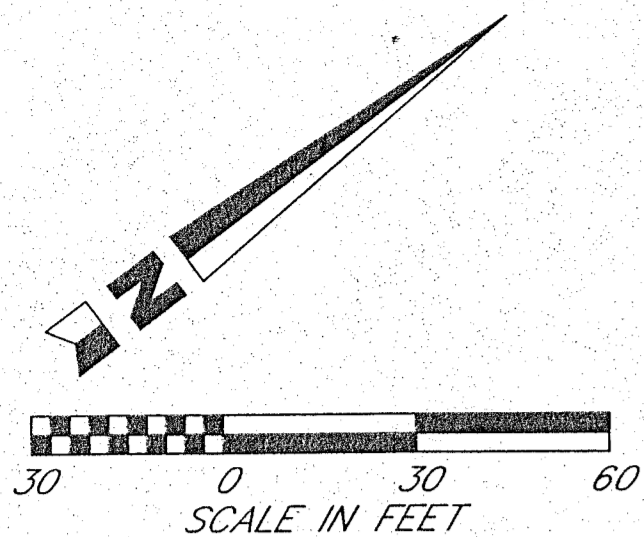
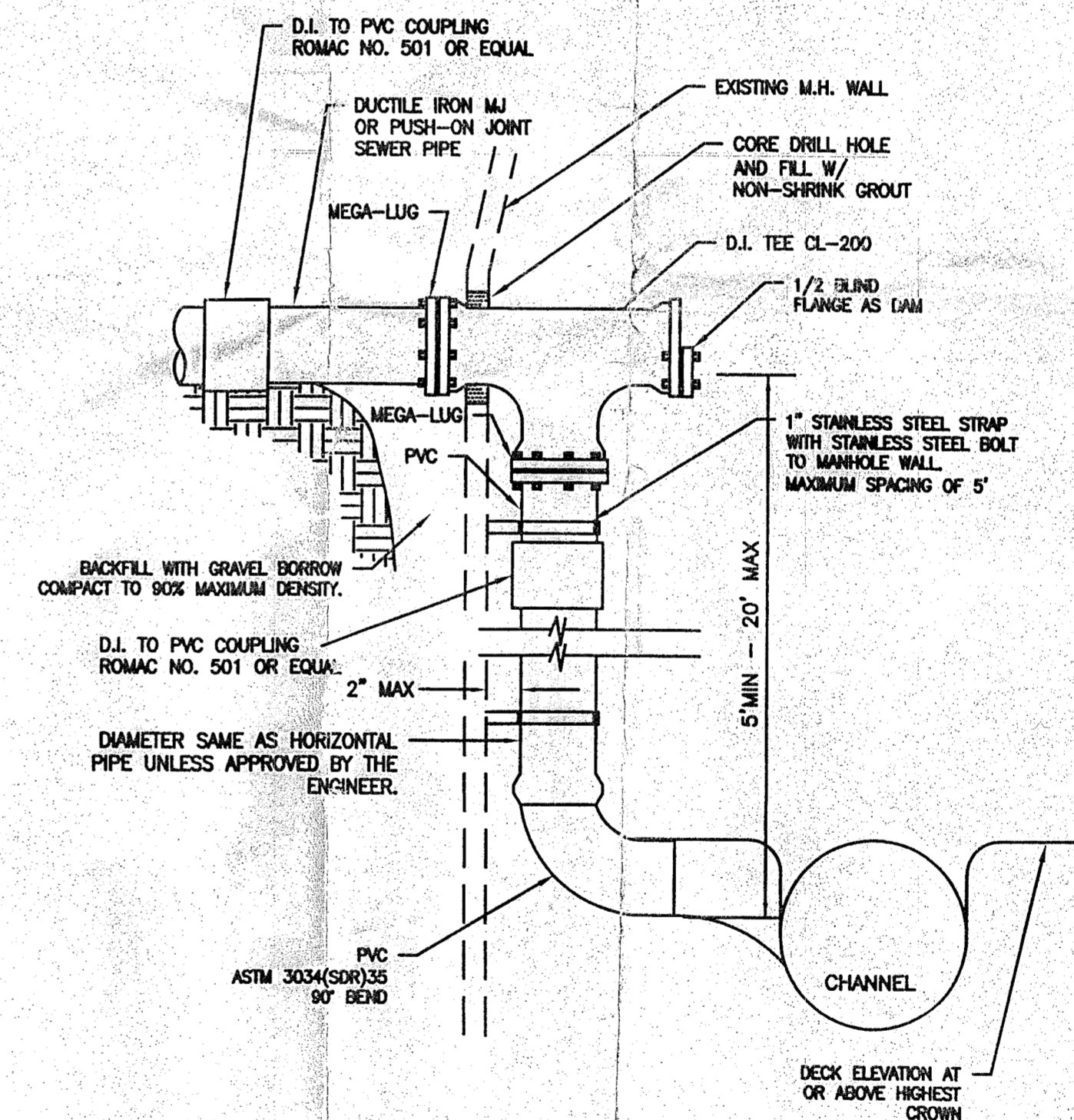


**WATER COSTRUCTION NOTES**

- ① 1 - HOT TAP TEE 12" X 8"
- 1 - 8" G.V. (FL X MJ)
- 1 - THRUST BLOCK
  
- ② 1 - 8" 90° BEND (MJ)
- 1 - THRUST BLOCK
  
- ③ 1 - 8" X 6" TEE (MJ X FL)
- 1 - 6" G.V. (FL X MJ)
- 1 - FIRE HYDRANT ASSEMBLY
- 1 - 8" PLUG
- 1 - THRUST BLOCK
- 1 - TEMPORARY ECOLOGY BLOCK
  
- ④ 1 - 8" 90° BEND (MJ)
- 1 - THRUST BLOCK
  
- ⑤ 1 - 8" 90° BEND (MJ)
- 1 - 8" G.V. (MJ X MJ)
- 1 - THRUST BLOCK
  
- ⑥ 1 - 8" X 6" TEE (FL X MJ)
- 1 - 6" G.V. (FL)
- 1 - 6" X 2' SPOOL
- 1 - FIRE HYDRANT ASSEMBLY
- 1 - THRUST BLOCK
  
- ⑦ 1 - 8" PLUG (MJ)
- 1 - TEMPORARY ECOLOGY BLOCK
  
- ⑧ 1 - 5/8" WATER METER



**PHASE 1 WATER DETAIL**  
SCALE: 1" = 20'



**MANHOLE INSIDE DROP CONNECTION**  
NTS

AS-BUILT DRAWING APPROVAL  
 THIS PLAN SHEET HAS BEEN REVIEWED AND APPROVED  
 PER THE CONDITIONS ON THE TITLE SHEET.  
 BY: *[Signature]*  
 City Engineer, CITY OF ARLINGTON  
 DATE: 1/11/2013

**HALE MILLIGAN & ASSOCIATES LLC**  
 CIVIL ENGINEERING PLANNING PROJECT MANAGEMENT  
 307 OLYMPIC AVENUE SUITE 309 - ARLINGTON, VA 22202  
 P: (800) 474-4694 F: (435) 965-1245

DATE	NO.	REVISION	BY

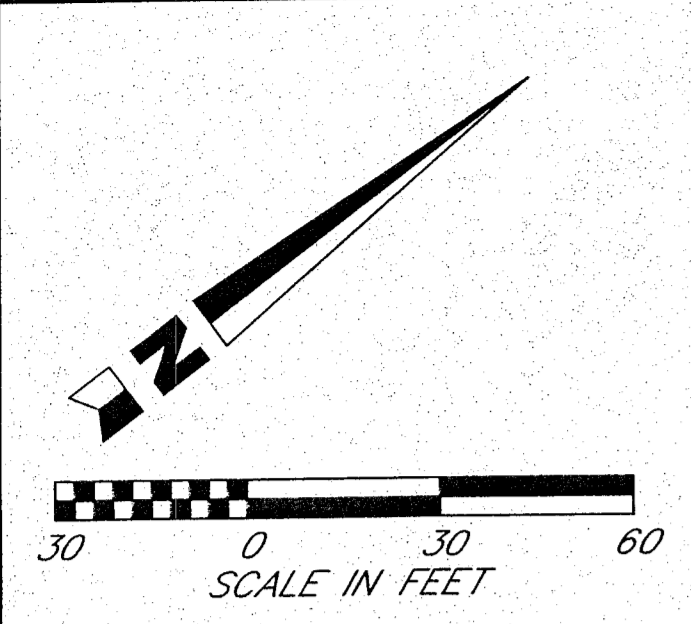
DESIGNED BY: KSH  
 DRAWN BY: KSH/USM

**CARRERA PACIFIC HANGARS**  
 ARLINGTON AIRPORT LOT 403  
**WATER & SEWER PLAN**

2011005
5 OF 8

Plotted: Dec 03, 2012, 11:50am Kelli C:\Projects\Wisccon\Hangars\403\DWG\Civil\As-Built\AIRPORT-HANGERS-AS-BUILT-PLAN2007.dwg Layout Name: WATER & SEWER  
 Last Saved By: kelli Dec 03, 2012 - 11:25am

Plotted: Dec 03, 2012 - 11:50am Kelli C:\Projects\Wicovon\Hangers403\DWG\CivilAs-Built\AIRPORT-HANGERS-AS-BUILT-PLAN2007.dwg Layout Name: WATER & SEWER  
 Last Saved By: Kelli Dec 03, 2012 - 11:25am

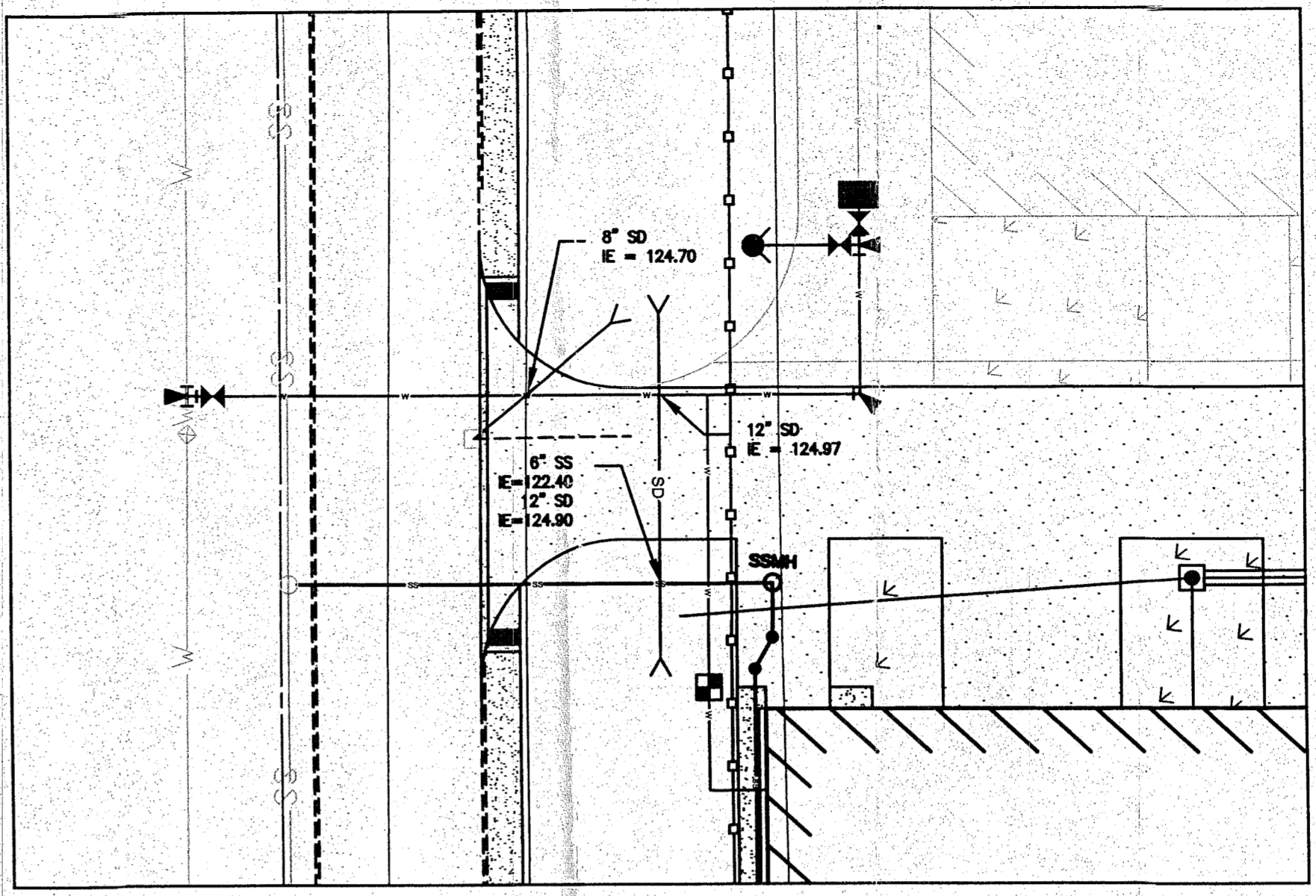
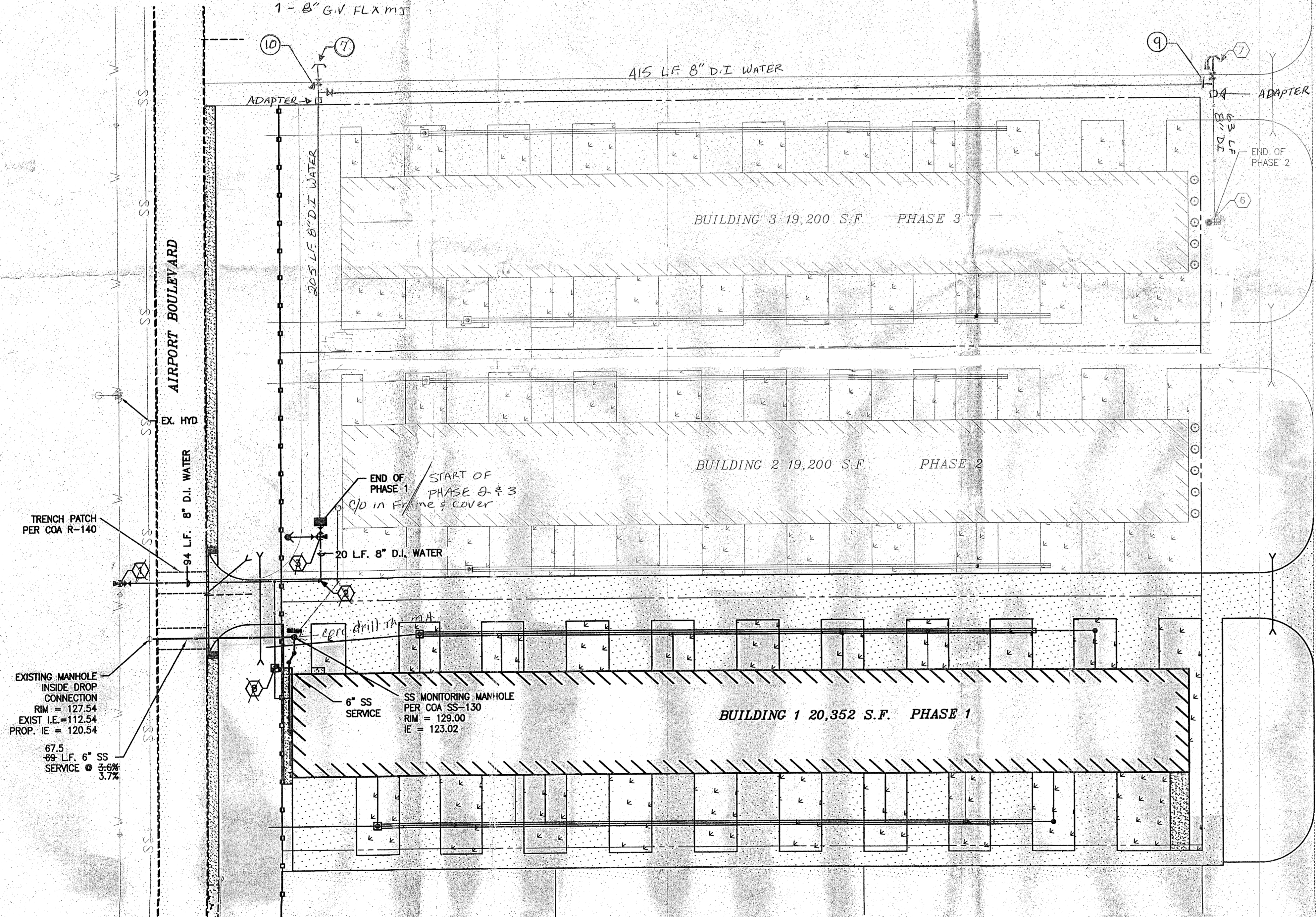


**WATER COSTRUCTION NOTES**

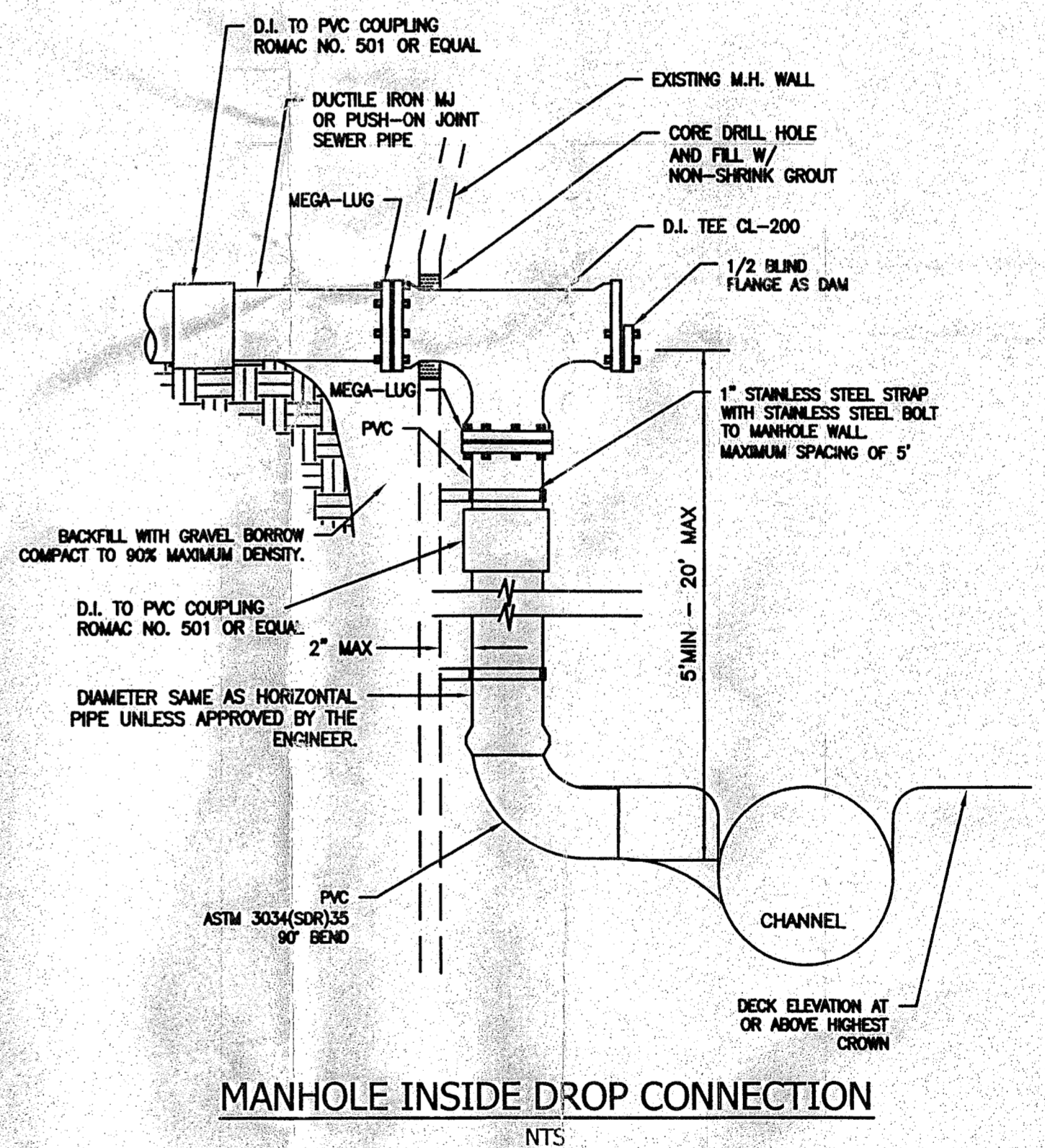
- ① 1 - HOT TAP TEE 12" X 8"
- 1 - 8" G.V. (FL X MJ) THRUST BLOCK
- ② 1 - 8" 90° BEND (MJ) THRUST BLOCK
- ③ 1 - 8" X 6" TEE (MJ X FL)
- 1 - 6" G.V. (FL X MJ)
- 1 - FIRE HYDRANT ASSEMBLY
- 1 - 8" PLUG
- 1 - THRUST BLOCK
- 1 - TEMPORARY ECOLOGY BLOCK
- ④ 1 - 8" 90° BEND (MJ) THRUST BLOCK
- ⑤ 1 - 8" 90° BEND (MJ) THRUST BLOCK
- 1 - 8" 90° BEND (MJ) THRUST BLOCK
- 1 - 8" 90° BEND (MJ) THRUST BLOCK
- ⑥ 1 - 8" X 6" TEE (FL X MJ)
- 1 - 6" G.V. (FL)
- 1 - 6" X 2' SPOOL
- 1 - FIRE HYDRANT ASSEMBLY
- 1 - THRUST BLOCK
- ⑦ 1 - 8" CAP (MJ) - mega-lugs
- 1 - TEMPORARY ECOLOGY BLOCK
- ⑧ 1 - 5/8" WATER METER
- 1 - 8" TEE FLX MJ
- ⑨ 1 - 8" FLX MJ ADAPTER
- 1 - 8" G.V. FLX MJ

- ⑩ 1 - 8" TEE ALL FL
- 1 - 8" FLX MJ ADAPTER
- 2 - 8" G.V. FLX MJ

same



**PHASE 1 WATER DETAIL**  
SCALE: 1" = 20'




**MANHOLE INSIDE DROP CONNECTION**  
NTS

AS-BUILT DRAWING APPROVAL  
 THIS PLAN SHEET HAS BEEN REVIEWED AND APPROVED FOR THE CONDITIONS ON THE TITLE SHEET.  
 BY: *Eric A. ...*  
 City Engineer, CITY OF ARLINGTON  
 DATE: 1/11/2013

**HALE MILLIGAN & ASSOCIATES LLC**  
 CIVIL ENGINEERING PLANNING PROJECT MANAGEMENT  
 307 OLYMPIC AVENUE, SUITE 209 - ARLINGTON, VA 98229  
 P: (860) 474-4624 F: (455) 968-1246

DATE	NO.	REVISION	BY

DESIGNED BY: KSH  
 DRAWN BY: KSH/JSM



**CARRERA PACIFIC HANGARS**  
 ARLINGTON AIRPORT LOT 403  
**WATER & SEWER PLAN**

2011005  
 5 OF 8

NEW WTR - Sewer 12/16/13