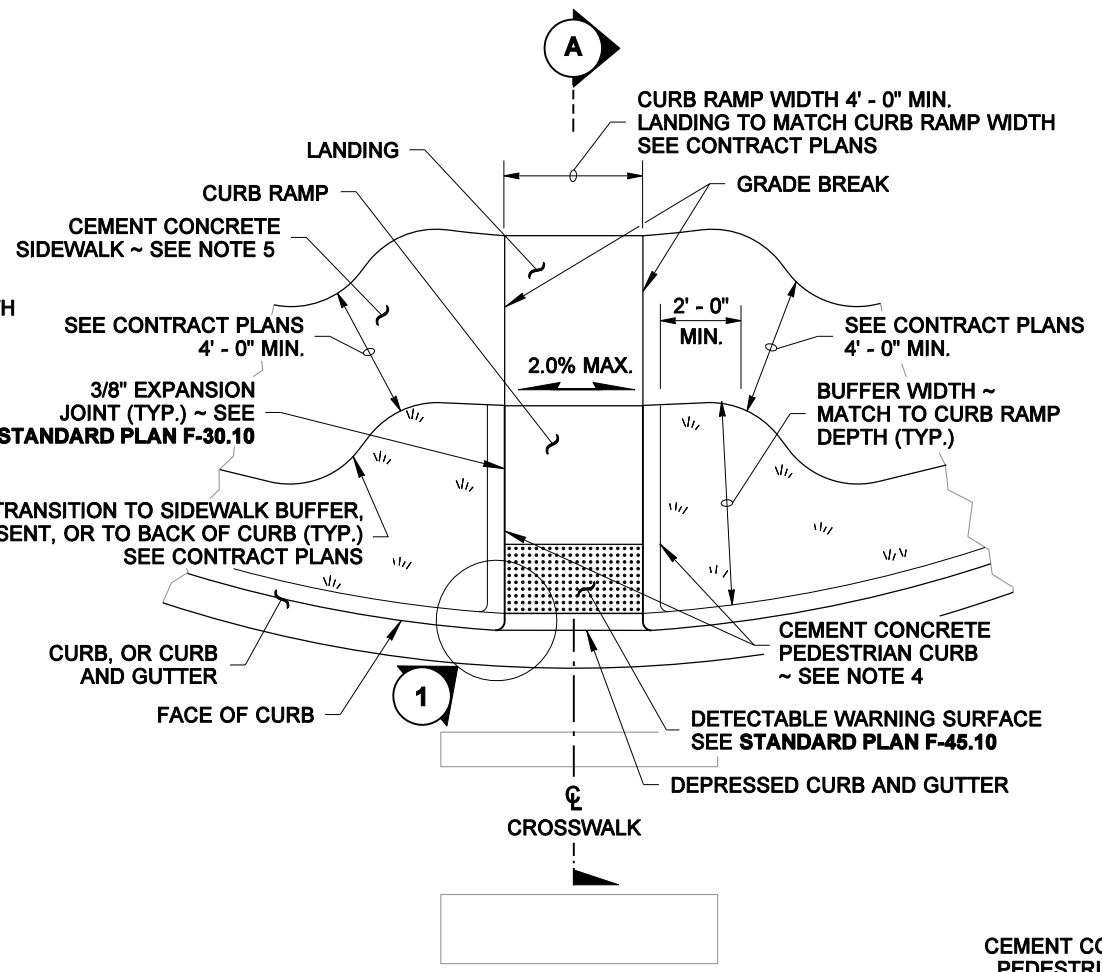
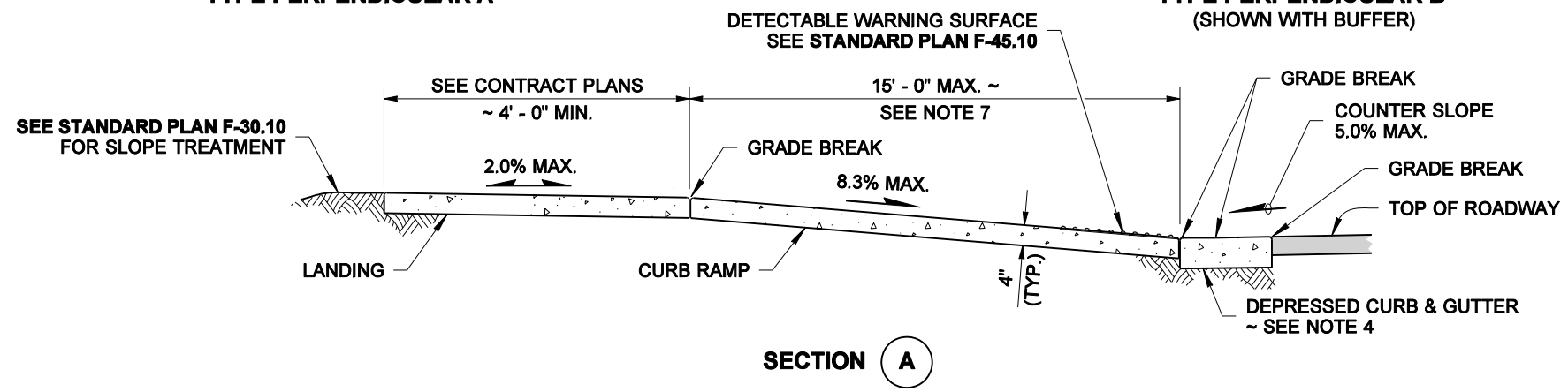


**PLAN VIEW
TYPE PERPENDICULAR A**

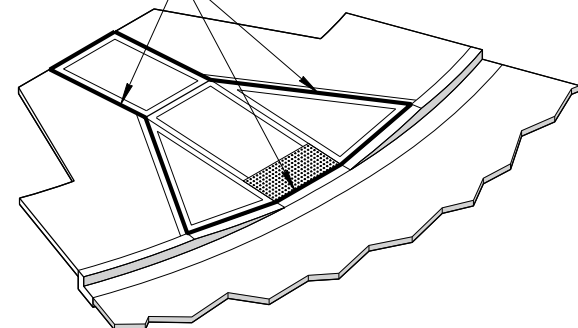


**PLAN VIEW
TYPE PERPENDICULAR B
(SHOWN WITH BUFFER)**



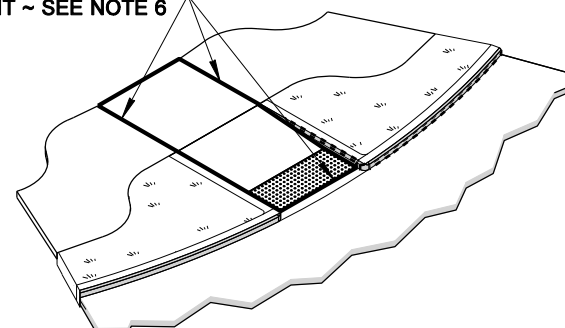
SECTION A

CEMENT CONCRETE CURB RAMP "TYPE PERPENDICULAR A" PAY LIMIT ~ SEE NOTE 6



**ISOMETRIC VIEW
TYPE PERPENDICULAR A PAY LIMIT**

CEMENT CONCRETE CURB RAMP "TYPE PERPENDICULAR B" PAY LIMIT ~ SEE NOTE 6



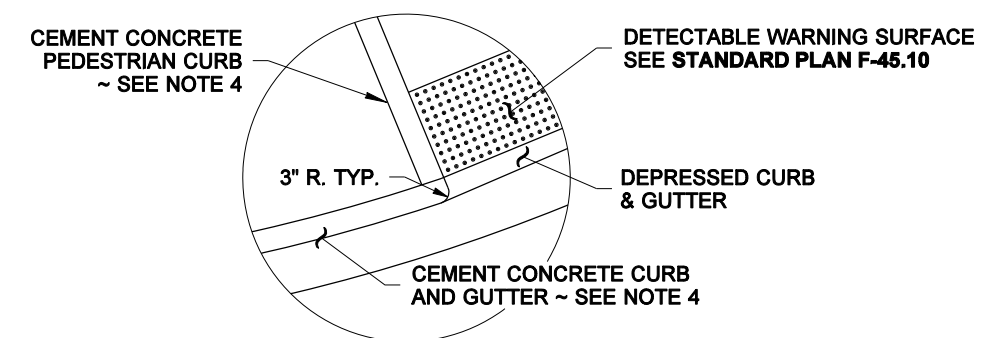
**ISOMETRIC VIEW
TYPE PERPENDICULAR B PAY LIMIT**

NOTES

1. Provide a separate curb ramp for each marked or unmarked crosswalk. Curb ramp location shall be placed within the width of the associated crosswalk, or as shown in the Contract Plans.
2. Where "GRADE BREAK" is called out, the entire length of the grade break between the two adjacent surface planes shall be flush.
3. Do not place gratings, junction boxes, access covers, or other appurtenances in front of the curb ramp or on any part of the curb ramp or landing.
4. See the Contract plans for the curb design specified. See **Standard Plan F-10.12** for Curb, Curb and Gutter, and Pedestrian Curb details.
5. See **Standard Plan F-30.10** for Cement Concrete Sidewalk details. See Contract plans for width and placement of sidewalk.
6. The Bid Item "Cement Concrete Curb Ramp Type ___" does not include the adjacent Curb, Curb and Gutter, Pedestrian Curb or Sidewalk.
7. The curb ramp maximum running slope shall not require the ramp length to exceed 15 feet to avoid chasing the slope indefinitely when connecting to steep grades. When applying the 15 foot maximum length, the running slope of the curb ramp shall as flat as feasible.
8. Curb ramp, landing, & flares shall receive broom finish. See **Standard Specifications 8-14**.

LEGEND

↔ SLOPE IN EITHER DIRECTION



CURB RADIUS DETAIL 1



NOTE: THIS PLAN IS NOT A LEGAL ENGINEERING DOCUMENT UNTIL IT IS APPROVED AND SEALED BY THE ENGINEER. THE ENGINEER'S APPROVED AND SEALED COPY IS TO BE FILED AT THE WASHINGTON STATE DEPARTMENT OF TRANSPORTATION. A COPY MAY BE OBTAINED UPON REQUEST.

**PERPENDICULAR
CURB RAMP
STANDARD PLAN F-40.15-01**

SHEET 1 OF 1 SHEET

APPROVED FOR PUBLICATION
Pasco Bakotich III 06-03-10
 STATE DESIGN ENGINEER DATE
 Washington State Department of Transportation