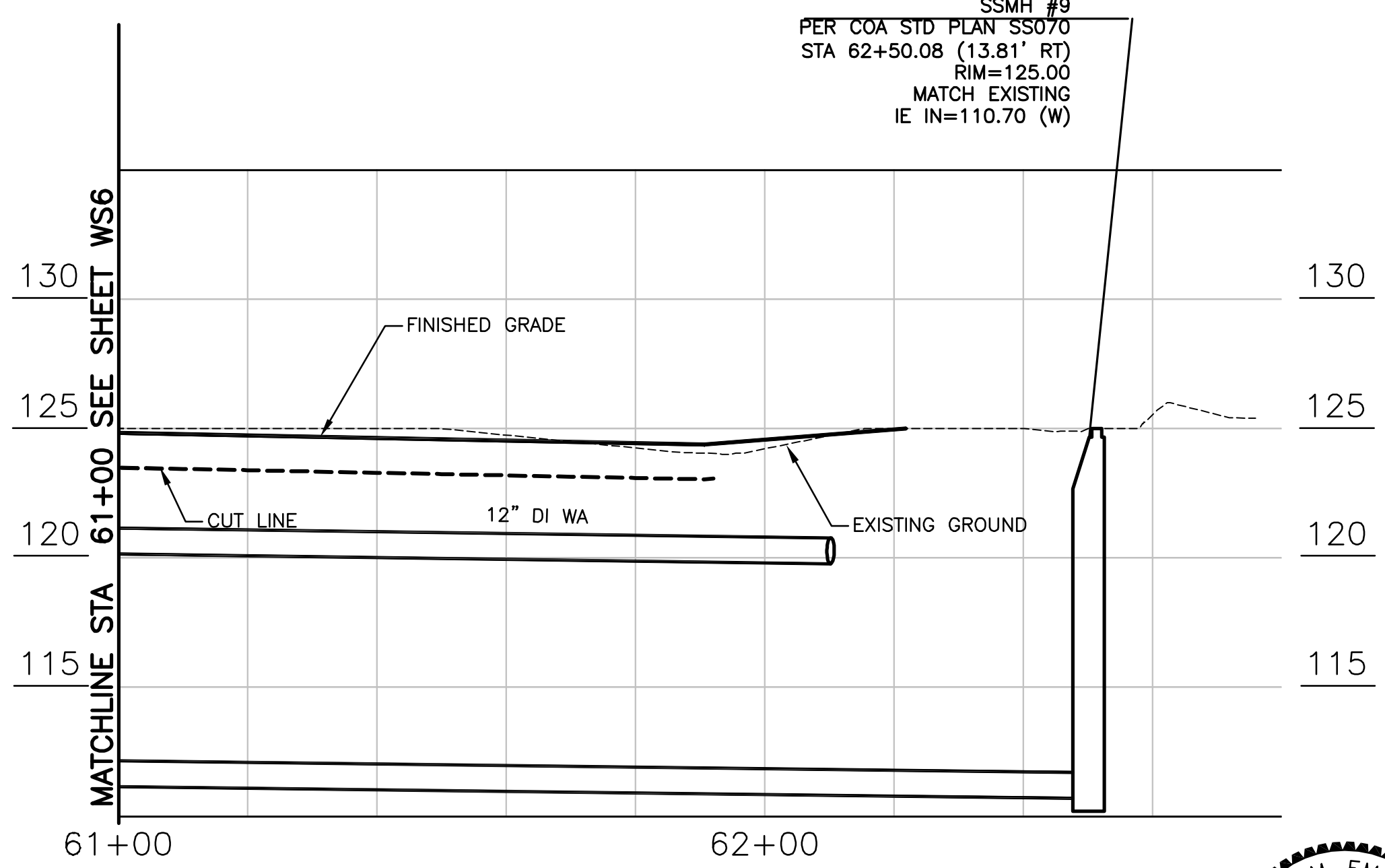
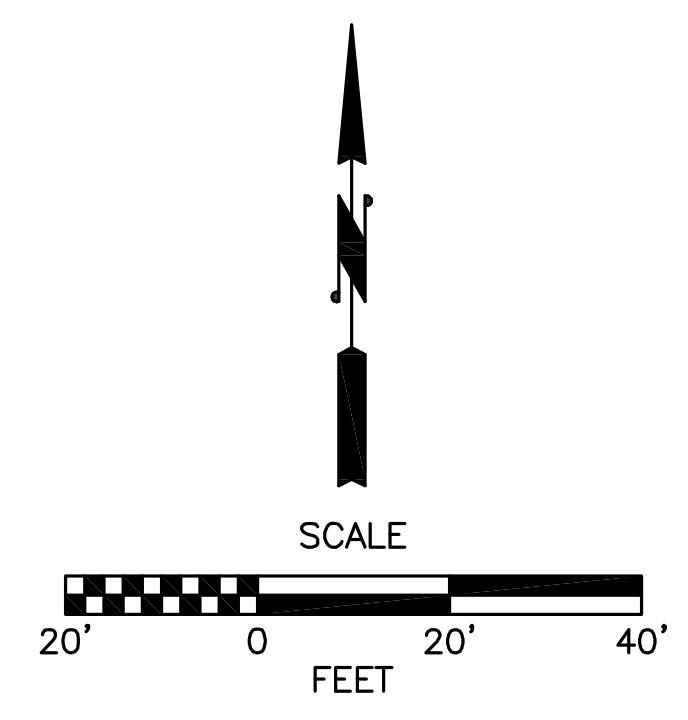
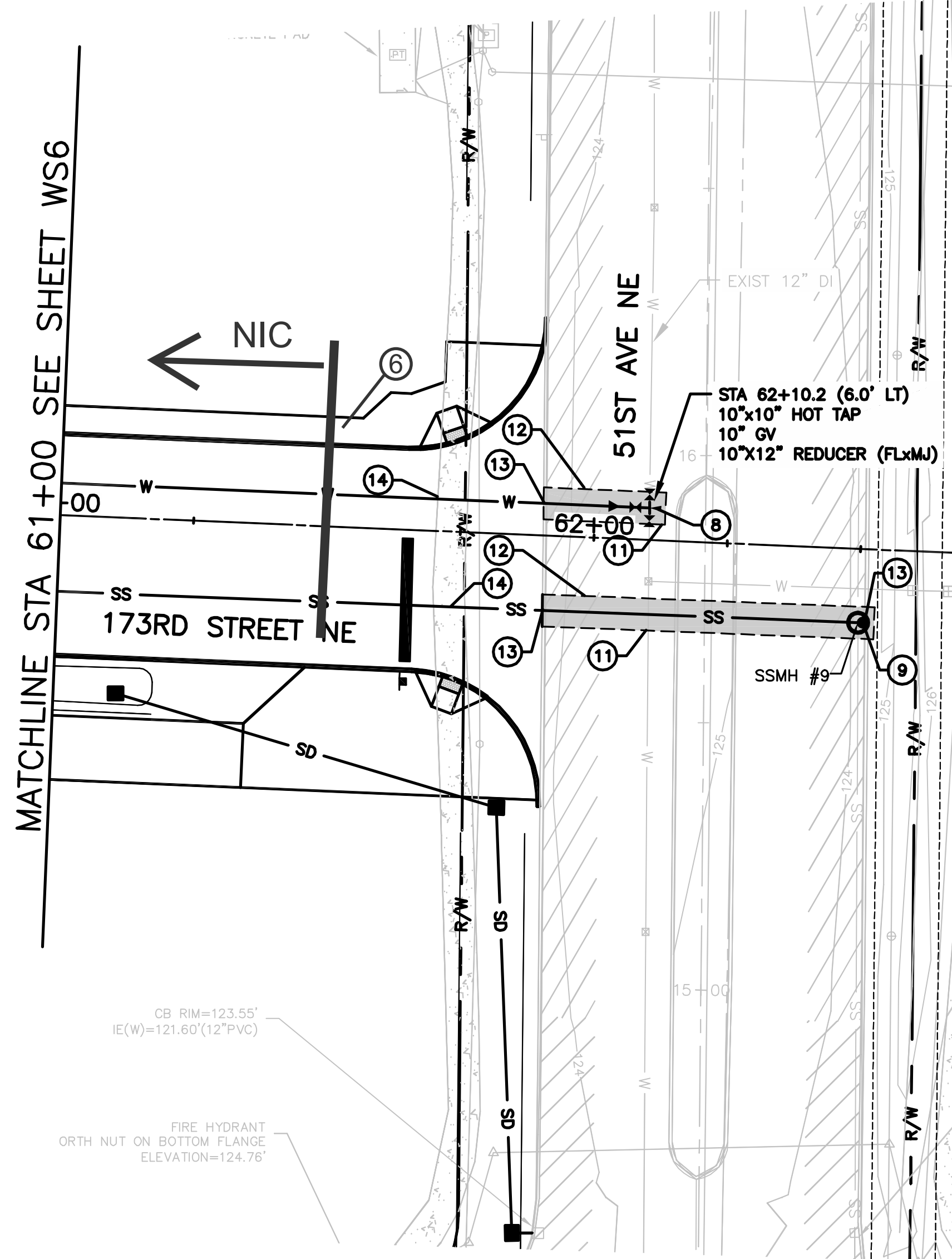


SCOPE:

Contract shall include installation of 60 LF water main and 100 LF sewer main, and associated trench restoration and utility appurtenances shown. Refer to Sheet ID1 for additional scope at this location.



WATER AND SEWER NOTES:

- ① FIRE HYDRANT ASSEMBLY PER COA STD PLAN W-010. SET HYDRANT 3' FROM BACK OF SIDEWALK WHERE PRESENT.
- ② 2" COMMERCIAL WATER SERVICE PER COA STD DETAIL W-050. INSTALL ENTIRE SERVICE EXCEPT METER. SET METER BOX AT EXISTING GRADE THEN BURY UNDER 2' DEPTH PILE OF SOIL FOR PROTECTION. METER TO BE INSTALLED AT LATER DATE BY THE CITY.
- ③ SANITARY SIDE SEWER PER COA STD DETAIL SS090 AND DETAIL. MAINTAIN 7' MINIMUM COVER AT PROPERTY LINE.
- ④ ADJUST WATER METER BOX TO GRADE.
- ⑤ NOT USED.
- ⑥ 2" BLOW OFF ASSEMBLY PER COA STD PLAN W-180.
- ⑦ APPROXIMATE UTILITY LOCATION CONTRACTOR TO LOCATE UTILITIES PRIOR TO BEGINNING EXCAVATION. NOTIFY ENGINEER OF CONFLICTS.
- ⑧ TAPPING TEE PER COA STD PLAN W-200.
- ⑨ SANITARY SEWER MANHOLE PER COA STD DETAIL SS-010. (SADDLE)
- ⑩ FILL LOW AREA WITH GRAVEL BORROW TO PROVIDE MIN 3.0' COVER OVER WATERLINE 10.0' MIN ON EACH SIDE OF WATER MAIN. CONSTRUCT IN ACCORDANCE WITH SECTION 2-03.3(14) OF THE STANDARD SPECIFICATIONS SEE DETAIL, SHEET WS11.
- ⑪ SAWCUT EXISTING PAVEMENT, SIDEWALK OR CURB AND GUTTER.
- ⑫ PAVEMENT RESTORATION PER DETAIL WS11, COA STD PLAN R-140
- ⑬ REPLACE CEMENT CONCRETE CURB AND GUTTER PER COA STD PLAN R-180.
- ⑭ RESTORE SIDEWALK PER COA STD PLAN R-170. REMOVE AND REPLACE SIDEWALK TO NEAREST EXPANSION JOINT.

GENERAL NOTE:

SEE WATER AND SEWER GENERAL NOTES ON SHEET WS11.



Apr 19, 2013 2:21pm isekulich C:\Users\isekuli\OneDrive\Temp\Pub\Pub\553220110044-WS.dwg Layout Name: WS (7)

No.	Date	Revision	By	Appr.

Perteet
 425-252-7700 | 1-800-615-9900
 2707 Colby Avenue, Suite 900
 Everett, Washington 98201

APPROVED FOR CONSTRUCTION

JAMES KELLY, PE
 PUBLIC WORKS DIRECTOR
 05-16-13
 DATE APPROVED

100% SUBMITTAL



Drawn By	Date	SCALE
MMC	4/18/13	Horiz 1"=20'
Designed By		Vert -
EE	4/18/13	Project Number
Checked By		20110044
DCS	4/18/13	
Approved By		

CITY OF ARLINGTON
 173RD STREET NE EXTENSION
WATER & SEWER PLAN

Drawing No.	WS7
Sheet No.	
of Total	