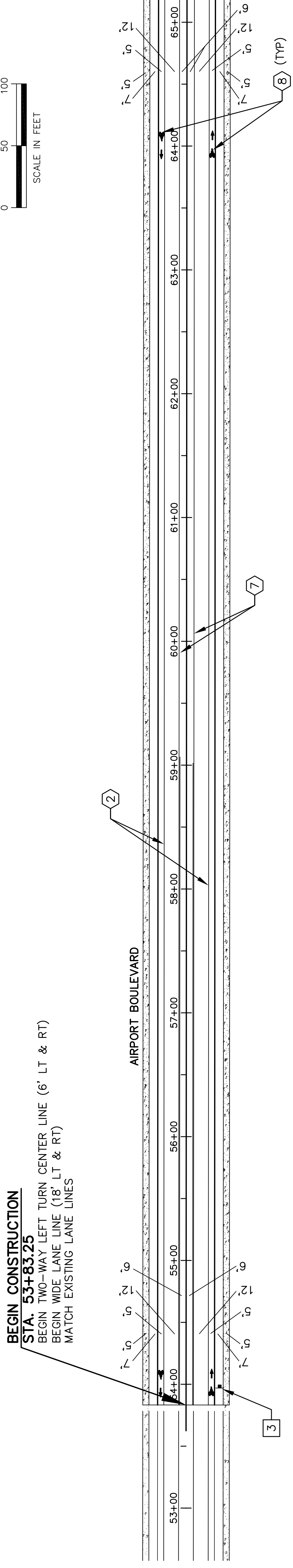
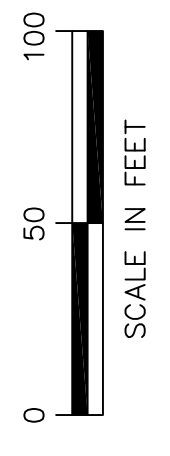


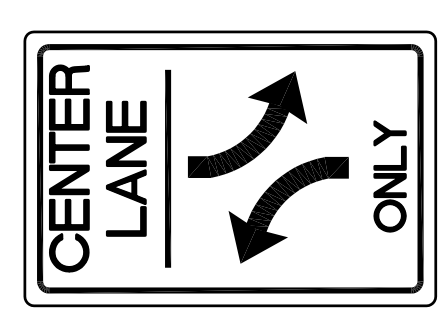
- CHANNELIZATION LEGEND**
- 1 PAINTED DOUBLE CENTER LINE (YELLOW)
 - 2 PAINTED WIDE LANE LINE
 - 3 PLASTIC WIDE LANE LINE
 - 4 PLASTIC STOP LINE
 - 5 PLASTIC CROSSWALK LINE PER WSDOT STANDARD PLAN M-15.10-01
 - 6 PLASTIC TRAFFIC ARROW PER WSDOT STANDARD PLAN M-24.40-01
STA 74+50, 0' LT = 2 EA
 - 7 PAINTED TWO-WAY LEFT TURN CENTER LINE
 - 8 PLASTIC BICYCLE LANE SYMBOL PER WSDOT STANDARD PLAN M-9.50-01
STA 54+00, LT & RT
STA 64+00, LT & RT
STA 74+00, LT & RT

NOTE:
PLASTIC AND PAINTED LINES SHALL BE PER WSDOT STANDARD PLAN M-20.40-01 UNLESS OTHERWISE NOTED.


MATCH LINE STA 65+25




SIGN LEGEND



R3-9B
24" X 36"
SHEETING TYPE IV



R2-1
24" X 30"
SHEETING TYPE IV

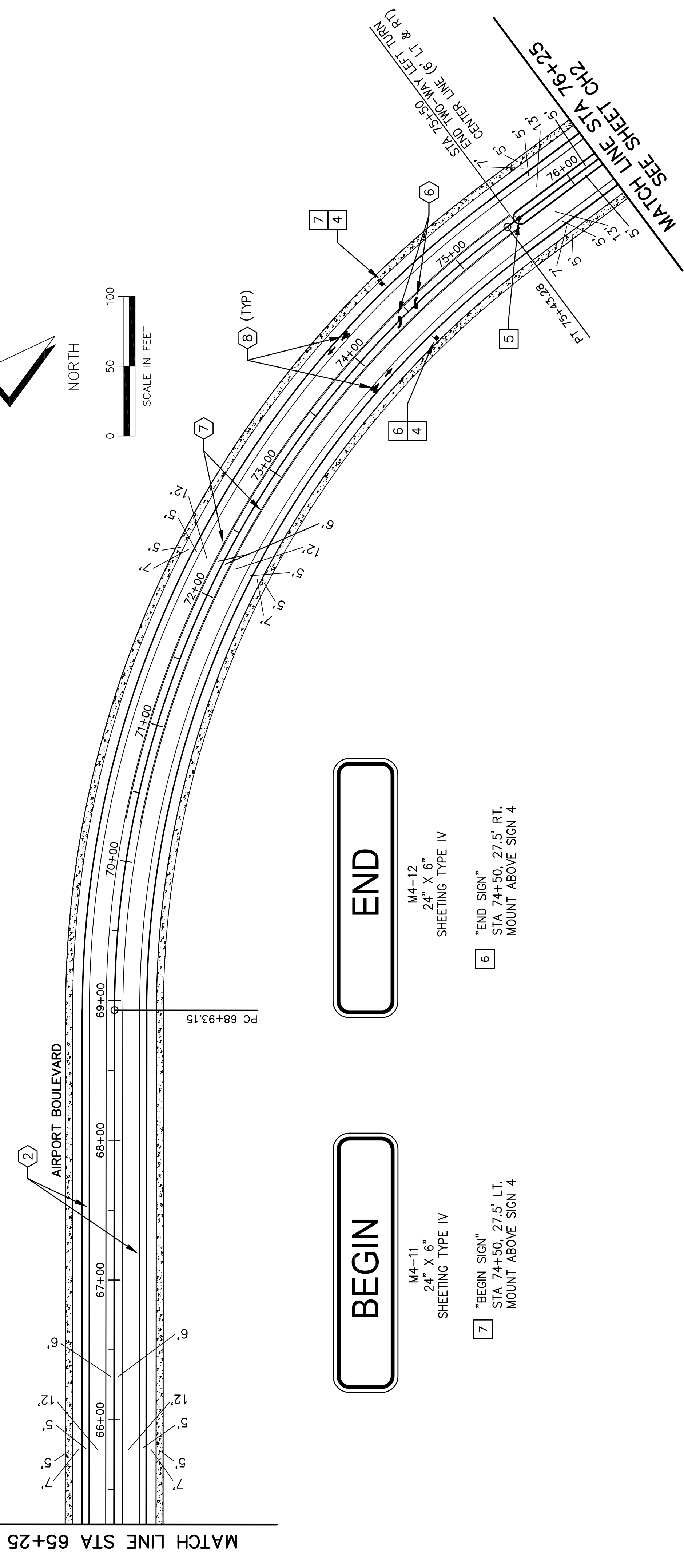
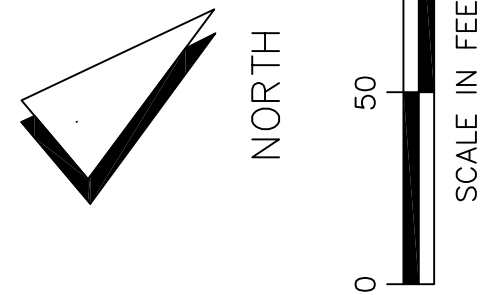


R4-7
24" X 30"
SHEETING TYPE IV

3 "SPEED LIMIT 25" PER MUTCD & WSDOT DESIGN MANUAL
STA 54+00, 27.5' RT.

4 "CENTER LANE" PER MUTCD & WSDOT DESIGN MANUAL
STA 74+50, 27.5' RT.
STA 74+50, 27.5' LT.

SIGN NOTES:
1.) SIGNS SHALL BE INSTALLED PER CITY DETAIL R-120.
2.) STREET SIGNS SHALL BE PER CITY DETAIL R-110 AND SHALL BE DOUBLED SIDED.
3.) SIGNS PER WSDOT SIGN FABRICATION MANUAL.



M4-11
24" X 6"
SHEETING TYPE IV

7 "BEGIN SIGN"
STA 74+50, 27.5' LT.
MOUNT ABOVE SIGN 4



M4-12
24" X 6"
SHEETING TYPE IV

6 "END SIGN"
STA 74+50, 27.5' RT.
MOUNT ABOVE SIGN 4

PLAN CHECK	BY	DATE	DESIGNED BY:	REVISION	DATE NO.	BY	DATE	DESIGNED BY:	REVISION	DATE NO.	BY
			BUH			MPN					

FOR ROADWAY	APPROVED FOR CONSTRUCTION	AECOM	CITY OF ARLINGTON	REFERENCE SHEET NO.
BRYAN J. HUSCHKA STATE OF WASHINGTON REGISTERED PROFESSIONAL ENGINEER	JAMES KELLY, PE PUBLIC WORKS DIRECTOR	10900 NE 9th Street, Suite 750 Bellevue, WA 98004 701 2nd Ave, Suite 1000 Seattle, WA 98104	CITY OF ARLINGTON	CH1
	DATE APPROVED:	WWW.AECOM.COM	CITY OF ARLINGTON	SHEET OF SHEETS
			AIRPORT BOULEVARD ROAD IMPROVEMENTS	
			CHANNELIZATION & SIGNING PLAN	