

LUMINAIRE SCHEDULE

Table with columns: CH#/NO, STATION, OFFSET, LENGTH, ARN, MOUNTING HEIGHT, SERVICE #, CIRCUIT, BASE TYPE, FIXTURE TYPE, NOTES

GENERAL NOTES:

- 1. EXISTING SERVICE.
- 2. FESTOON OUTLET INSTALLED.
- 3. NO BANNER SAWER INSTALLED.
- 4. 10'-0" FOUNDATION DEPTH REQUIRED FOR LUMINAIRE SEE SHEET CHD1 FOR FOUNDATION DETAILS.
- 5. SIGN POST LENGTHS SHOWN ARE APPROXIMATE. FINAL VALUES SHALL BE DETERMINED IN THE FIELD BY THE CONTRACTOR PRIOR TO FABRICATION.

WIRING SCHEDULE

Table with columns: RUN #, CONDUIT SIZE (IN), ILLUM #2, ILLUM #4, ILLUM #6, ILLUM #8, GROUND, REMARKS

Table with columns: SHEET NO., SIGN NO., DESCRIPTION, LOCATION (STATION), REMARKS

ROADSIDE SIGN SPECIFICATIONS

Table with columns: SHEET NO., SIGN NO., SIGN CODE, DESCRIPTION, LOCATION (STATION), SIGN SIZE (X, Y), SHEETING TYPE, LETTER SIZE OR CODE, POST MATERIAL, POST SIZE, POST LENGTH, CLEARANCE (V, W), REMARKS


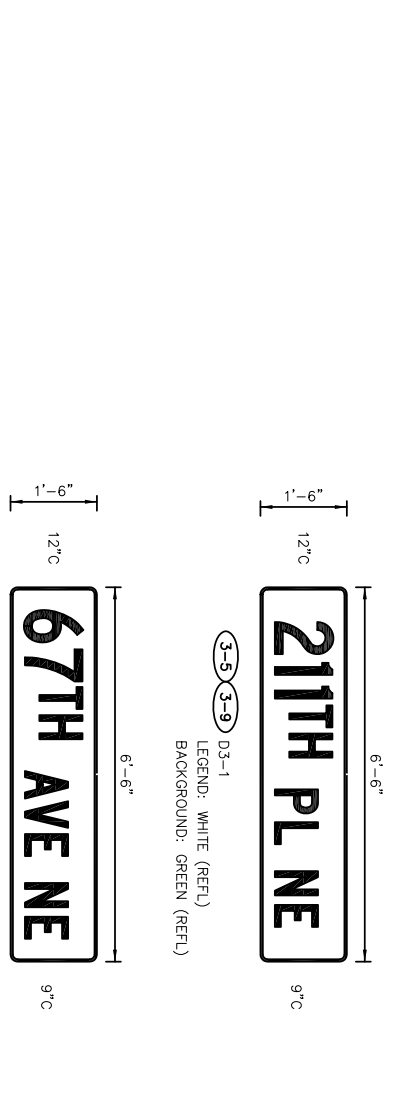



Table with columns: ISSUE, DATE, DESCRIPTION

Table with columns: PROJECT NUMBER, PROJECT MANAGER



CITY OF ARLINGTON  
67th AVENUE PHASE III  
RECONSTRUCTION PROJECT

CHANNELIZATION, SIGNING, & ILLUMINATION DETAILS  
CHD2  
(2 OF 3)

Scale: 0 to 1 foot

FILENAME: CHD-000-02.dwg

SHEET: 112